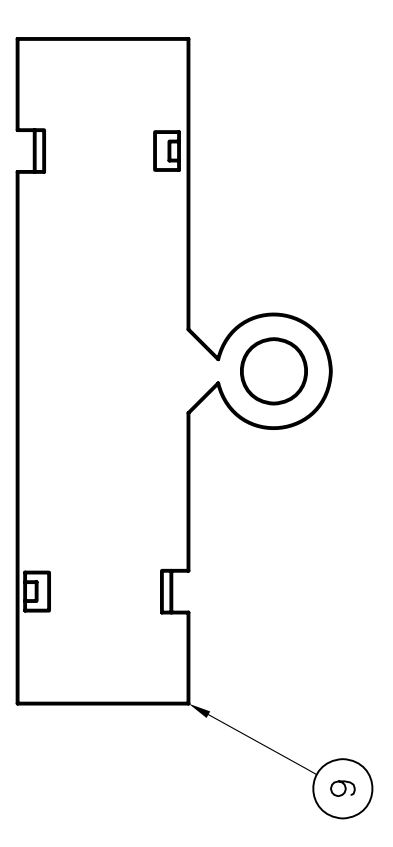
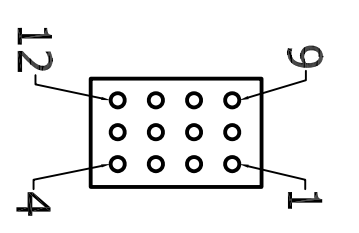


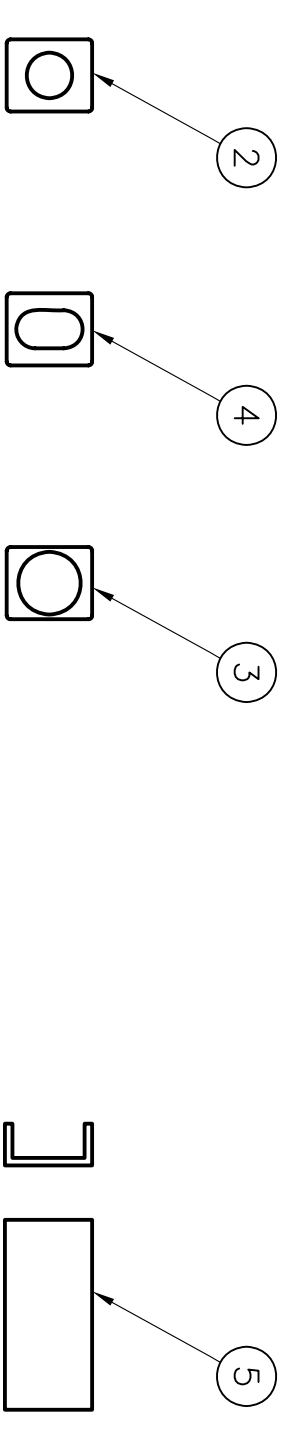


ITEM NO.	DESCRIPTION	QTY.
1	12 FIBER FURCATION ASSEMBLY	1
2	2.4mm JACKET HOLDING CLIP	1
3	3.0mm JACKET HOLDING CLIP	1
4	RIBBON JACKET HOLDING CLIP	1
5	BRASS JACKET CRIMP	1
6	FAN-OUT KIT HOUSING	2
7	INSTRUCTION SHEET (NOT PICTURED)	1



FURCATION TUBE POSITION	TUBE COLOR
1	GREEN
2	WHITE
3	YELLOW
4	AQUA
5	ORANGE
6	SLATE
7	BLACK
8	ROSE
9	BLUE
10	BROWN
11	RED
12	VIOLET



- NOTES:**
- SPECIFICATIONS SUBJECT TO CHANGE WITHOUT NOTICE.
  - BUFFER TUBES ARE 900µm HYTREL.
  - COMPATIBLE WITH 250µm BUFFERED FIBER.

REV.	ECN	DATE	DESCRIPTION	CHG BY	APPD BY
1	16453	9/27/10	INITIAL RELEASE	CG	

Created on AUTOCAD

**DIMENSIONING AND TOLERANCE PER**  
ANSI Y14.5M-1982  
UNLESS OTHERWISE SPECIFIED,  
DIMENSIONS ARE IN INCHES (MM).  
TOLERANCES:  
.XX = ±.01 (.25)  
.XXX = ±.005 (.127)  
.XXXX = ±.0025 (.0635)  
ANGLE TOL ±1°

**PROJECT REFERENCE:**  
2009-035

**MATERIAL:**  
SEE NOTES

**DRAWN BY:**  
C. GRIBBLE 9/27/10

**CHECKED BY:**

**APPROVED BY:**

**HUBBELL**  
Hubbell Premise Wiring  
HUBBELL INCORPORATED (Delaware)  
14 Lord's Hill Road, Stonington, Connecticut 06378

**TITLE:**  
12 FIBER FAN-OUT KIT  
900µm HYTREL TUBES, 36" FAN-OUT LENGTH

**SIZE:** C

**DRAWING NO.:** HWS775264C

**SCALE:** NTS

**SHEET:** 1 OF 1

**REV.:** 1

CATALOG NUMBER	LENGTH	DESCRIPTION
OFBOKT12	36"	12 FIBER FAN-OUT TUBE KIT FOR 250µm FIBER